



# Caledonian

## FIRETOX LSZH Flame Retardant Power & Control Cables

www.caledonian-cables.com

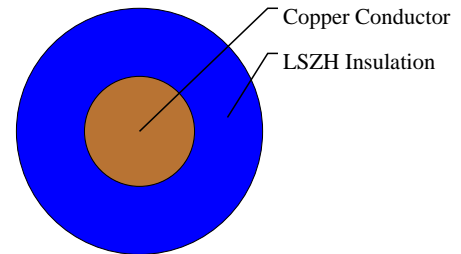

marketing@caledonian-cables.com

### 300/500V LSZH Insulated, Non-sheathed Power Cables to BS EN 50525-3-41 (Single Core)

FTX100 05Z-U (CU/LSZH 300/500V Class 1)

BS Code: 2491B

HAR Code: H05Z-U



### APPLICATIONS

The cables are mainly used in power stations, mass transit underground passenger systems, airports, petrochemical plants, hotels, hospitals and high-rise buildings.

### STANDARDS

Basic design to BS EN 50525-3-41(formerly BS 7211)

### FIRE PERFORMANCE

Flame Retardance (Single vertical wire or cable test)	IEC 60332-1-2; EN 60332-1-2
Halogen Free	IEC 60754-1; EN 50267-2-1
No Corrosive Gas Emission	IEC 60754-2; EN 50267-2-2
Minimum Smoke Emission	IEC 61034-2; EN 61034-2

### VOLTAGE RATING

300/500V

### CABLE CONSTRUCTION

Conductor: Copper conductor according to BS EN 60228 class 1.

Insulation: Crosslinked polyolefin material type EI 5 according to EN 50363-5.

Insulation Option: UV resistance, hydrocarbon resistance, oil resistance, anti-rodent and anti-termite properties can be offered as option.

### COLOUR CODE

Black, Blue, Brown, Grey, Orange, Pink, Red, Turquoise, Violet, White, Green and Yellow. Bi-colours of any combination of the above mono-colours are permitted.

### PHYSICAL AND THERMAL PROPERTIES

Maximum temperature range during operation: 90°C

Maximum short circuit temperature (5 Seconds): 250°C



# Caledonian

## FIRETOX LSZH Flame Retardant Power & Control Cables

www.caledonian-cables.com

marketing@caledonian-cables.com

Minimum bending radius: 4 × Overall Diameter

### Electrical Properties

Conductor operating temperature: 90°C

Ambient temperature: 30°C

### DIMENSION AND PARAMETERS

No. of Cores × Cross-sectional Area	Conductor Class	Nominal Insulation Thickness	Overall Diameter (min.)	Overall Diameter (max.)	Approx. Weight
No. x mm <sup>2</sup>		mm	mm	mm	kg/km
1x0.75	1	0.6	2.1	2.6	12.2

### Current-Carrying Capacities (Amp)

Conductor Cross-sectional Area	Single-phase a.c.	Three-phase a.c.
mm <sup>2</sup>	A	A
0.75	6	6

### Voltage Drop (Per Amp Per Meter)

Conductor Cross-sectional Area	2 cables d.c.	Ref. Methods A,B 2 cables, 1-phase a.c.	Ref. Methods C,F,G 2 cables, 1-phase a.c. (Cables touching)	Ref. Methods C,F,G 2 cables, 1-phase a.c. (Cables spaced)	Ref. Methods A,B 3 or 4 cables, 3-phase a.c.	Ref. Methods C,F,G 3 or 4 cables, 3-phase a.c. (Cables touching, Trefoil)	Ref. Methods C,F,G 3 or 4 cables, 3-phase a.c. (Cables touching, Flat)	Ref. Methods C,F,G 3 or 4 cables, 3-phase a.c. (Cables spaced, Flat)
mm <sup>2</sup>	mV/A/m	mV/A/m	mV/A/m	mV/A/m	mV/A/m	mV/A/m	mV/A/m	mV/A/m
0.75	68	68	68	68	59	59	59	59




Rated voltage



BS EN 50525-3-41



Flame Retardancy  
IEC 60332-1-2



Halogen Free  
IEC 60754-1



Low Corrosivity  
IEC 60754-2



Low Smoke Emission  
IEC 61034-2